

Penyaluran pupuk Bersubsidi Tahun 2016

(Satuan Ton)

30 JUNI 2017

No.	Provinsi	Urea		SP-36		ZA		NPK		Organik		Total	
		Alokasi 2017	Real 1 Jan - 30 Juni 2017	Alokasi 2017	Real 1 Jan - 30 Juni 2017	Alokasi 2017	Real 1 Jan - 30 Juni 2017	Alokasi 2017	Real 1 Jan - 30 Juni 2017	Alokasi 2017	Real 1 Jan - 30 Juni 2017	Alokasi 2017	Real 1 Jan - 30 Juni 2017
		1	NAD	72,830	37,423	21,600	12,863	12,170	6,590	48,470	26,449	14,200	1,833
2	Sumatera Utara	153,725	74,323	50,630	26,981	49,575	24,020	123,810	49,913	29,350	9,226	407,090	184,462
3	Sumatera Barat	65,600	31,155	30,350	9,924	15,588	6,496	60,000	33,167	14,820	4,763	186,358	85,505
4	Jambi	28,550	14,658	17,993	10,151	7,739	4,108	48,720	27,134	6,153	3,791	109,155	59,842
5	Riau	34,250	16,751	12,793	6,353	11,350	4,906	47,820	21,784	8,000	1,096	114,213	50,890
6	Bengkulu	19,600	12,534	7,692	5,151	4,568	2,505	29,310	12,734	5,450	1,636	66,620	34,561
7	Sumatera Selatan	139,860	76,371	44,395	14,027	5,879	1,704	94,230	43,282	15,280	3,067	299,644	138,450
8	Bangka Belitung	20,190	11,096	3,752	1,871	2,985	1,012	18,100	7,917	5,940	1,520	50,967	23,416
9	Lampung	242,520	135,628	43,600	20,910	17,961	7,689	160,120	72,768	26,400	6,131	490,601	243,126

10	Kep. Riau	85	11	20	2	9	1	240	34	34	3	388	51
11	DKI. Jakarta	150	0	48	0	10	0	55	0	100	0	363	0
12	Banten	69,450	31,309	20,590	9,825	1,500	619	28,000	15,364	6,800	2,177	126,340	59,294
13	Jawa Barat	581,620	261,864	156,630	87,338	67,900	36,024	344,400	162,993	49,000	16,501	1,199,550	564,719
14	D.I. Yogyakarta	42,415	13,048	3,560	1,880	9,715	4,053	24,480	11,971	12,400	1,340	92,570	32,292
15	Jawa Tengah	823,850	341,966	166,960	76,427	217,010	97,694	404,800	198,598	237,860	73,726	1,850,480	788,411
16	Jawa Timur	1,097,370	418,761	155,250	82,815	503,995	216,201	597,305	284,342	458,030	149,162	2,811,950	1,151,280
17	Bali	39,790	17,860	1,880	676	6,280	1,364	23,350	11,653	21,100	1,237	92,400	32,790
18	Kalimantan Barat	31,499	18,931	12,605	4,841	3,580	1,477	88,500	49,934	19,690	4,110	155,874	79,293
19	Kalimantan Tengah	15,431	10,348	4,215	2,649	1,440	366	36,960	22,088	2,850	781	60,896	36,232
20	Kalimantan Selatan	34,675	24,546	7,170	5,754	1,530	612	37,145	24,434	5,450	1,853	85,970	57,199
21	Kalimantan Timur	15,900	9,767	4,780	2,460	2,410	1,093	26,920	16,885	1,470	1,074	51,480	31,278
22	Kalimantan Utara	1,170	578	150	47	105	42	2,410	1,423	388	29	4,223	2,118
23	Sulawesi Utara	17,760	11,740	3,895	1,575	505	123	12,035	5,067	1,650	249	35,845	18,754
24	Gorontalo	24,120	17,032	1,275	621	625	189	21,080	11,038	960	502	48,060	29,382
25	Sulawesi Tengah	29,790	18,374	3,345	1,611	8,605	3,672	28,500	12,631	4,630	917	74,870	37,204
26	Sulawesi Tenggara	19,600	11,106	6,970	3,143	3,960	1,438	18,590	7,367	5,605	1,294	54,725	24,347

27	Sulawesi Selatan	281,290	178,764	40,490	27,884	67,275	32,375	129,780	65,174	24,170	3,282	543,005	307,478
28	Sulawesi Barat	22,850	12,883	2,078	1,832	7,010	4,606	23,310	10,443	1,180	233	56,428	29,997
29	Nusa Tenggara Barat	143,260	78,445	17,260	9,615	14,695	10,635	45,890	26,687	12,220	3,678	233,325	129,059
30	Nusa Tenggara Timur	21,300	12,368	5,054	1,900	2,920	570	13,870	7,010	5,380	448	48,524	22,296
31	Maluku	2,300	1,364	205	95	146	32	2,400	1,125	550	231	5,601	2,847
32	Papua	5,700	4,145	2,415	1,353	540	225	6,000	4,372	1,990	366	16,645	10,461
33	Maluku Utara	500	140	115	50	270	67	1,500	961	720	29	3,105	1,247
34	Irian Jaya Barat	1,000	439	235	68	150	41	1,900	760	180	23	3,465	1,331

TOTAL **4,100,000** **1,905,728** **850,000** **432,692** **1,050,000** **472,549** **2,550,000** **1,247,502** **1,000,000** **296,308** **9,550,000** **4,354,770**

KETERANGAN:

Alokasi 2017 sesuai Permentan No. 04/Permentan/SR.310/3/2017

Penyaluran Pupuk Urea Bersubsidi (Satuan Ton)

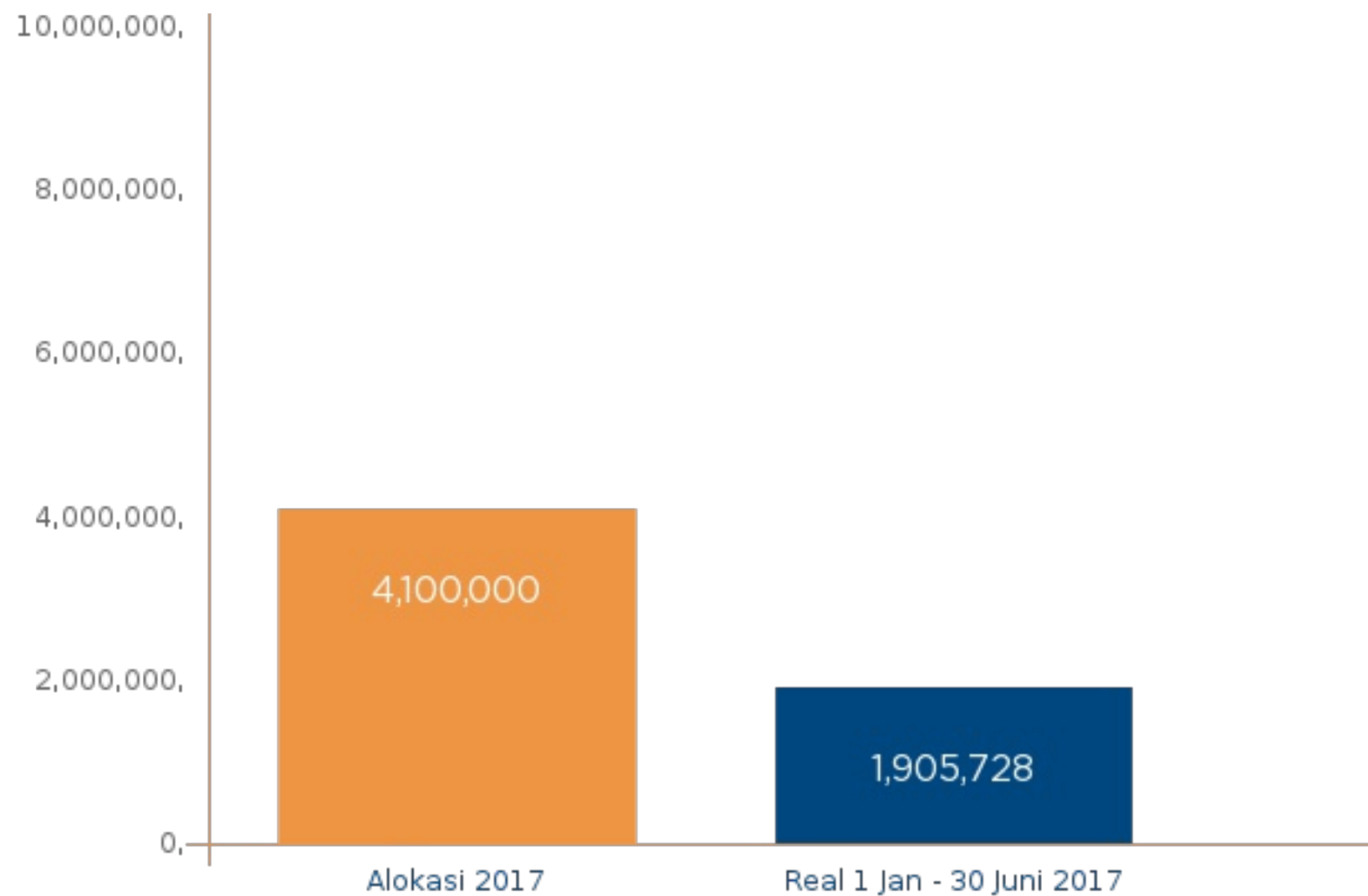
30 JUNI 2017

Persentase Penyaluran



Summary Urea Nasional

Alokasi 2017	Real 1 Jan - 30 Juni 2017	Balance
4,100,000	1,905,728	2,194,272



Penyaluran Pupuk NPK Bersubsidi (Satuan Ton)

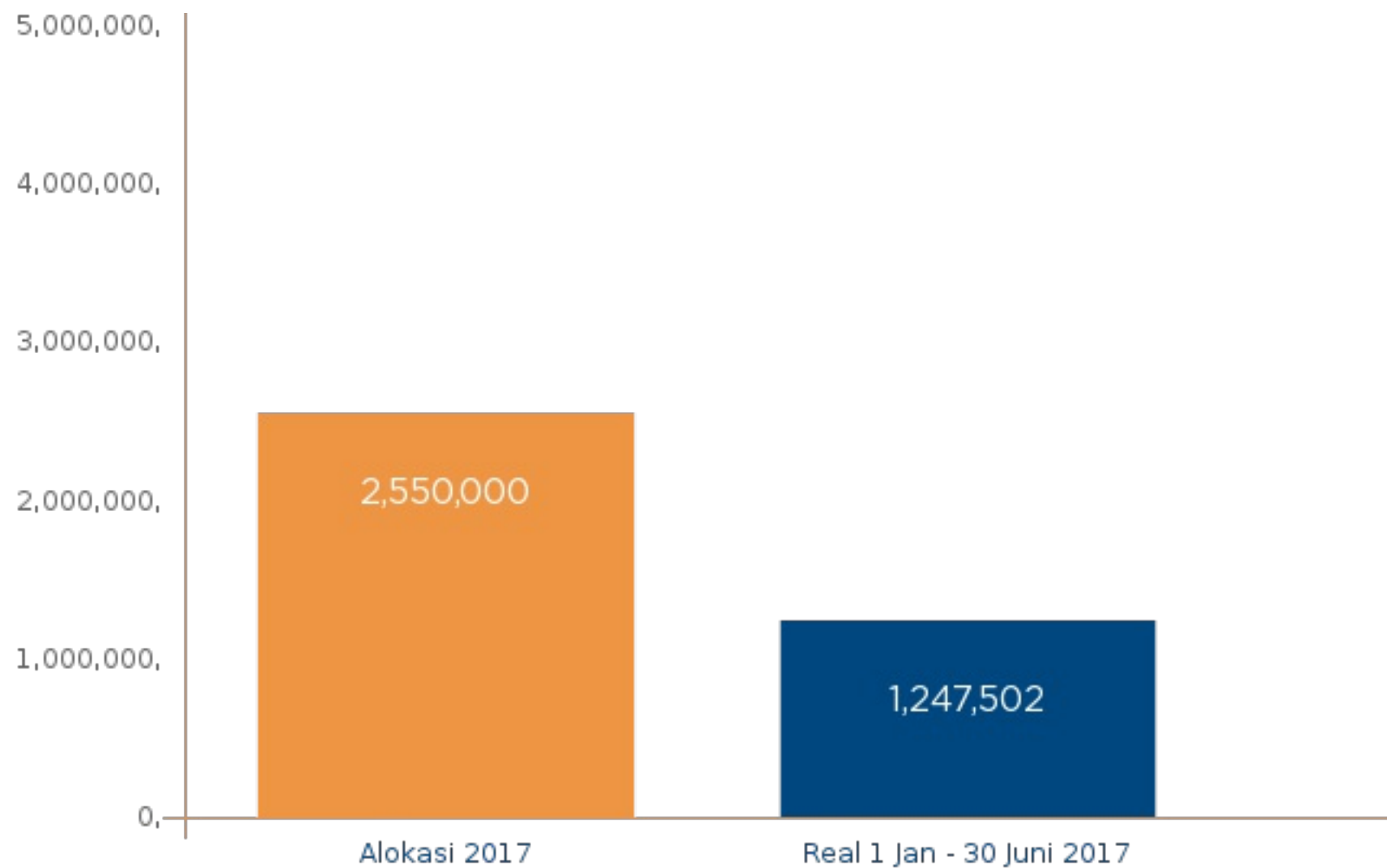
30 JUNI 2017

Persentase Penyaluran



Summary NPK Nasional

Alokasi 2017	Real 1 Jan - 30 Juni 2017	Balance
2,550,000	1,247,502	1,302,498



Penyaluran Pupuk SP-36 Bersubsidi (Satuan Ton)

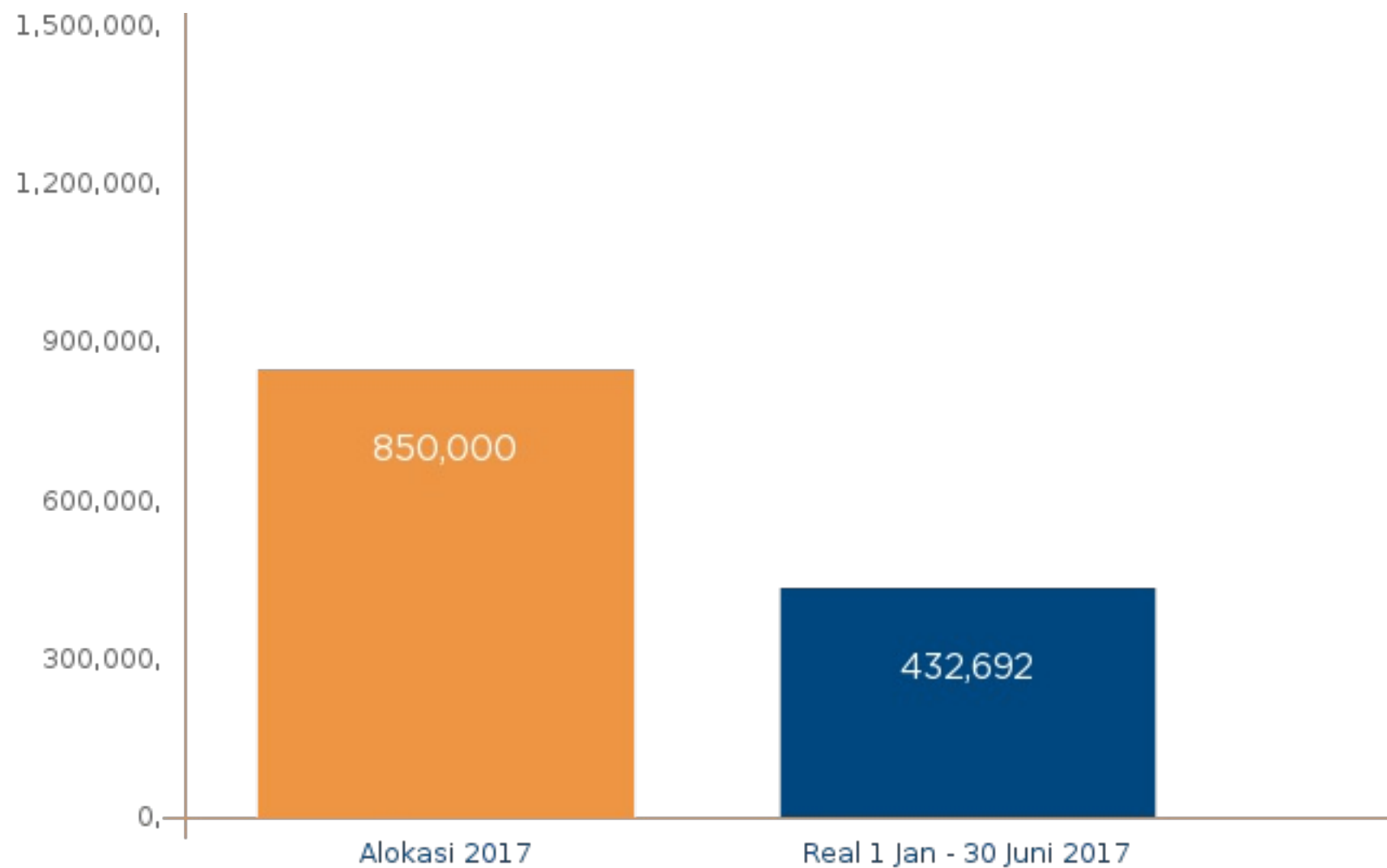
30 JUNI 2017

Persentase Penyaluran



Summary SP-36 Nasional

Alokasi 2017	Real 1 Jan - 30 Juni 2017	Balance
850,000	432,692	417,308



Penyaluran pupuk ZA bersubsidi (Satuan Ton)

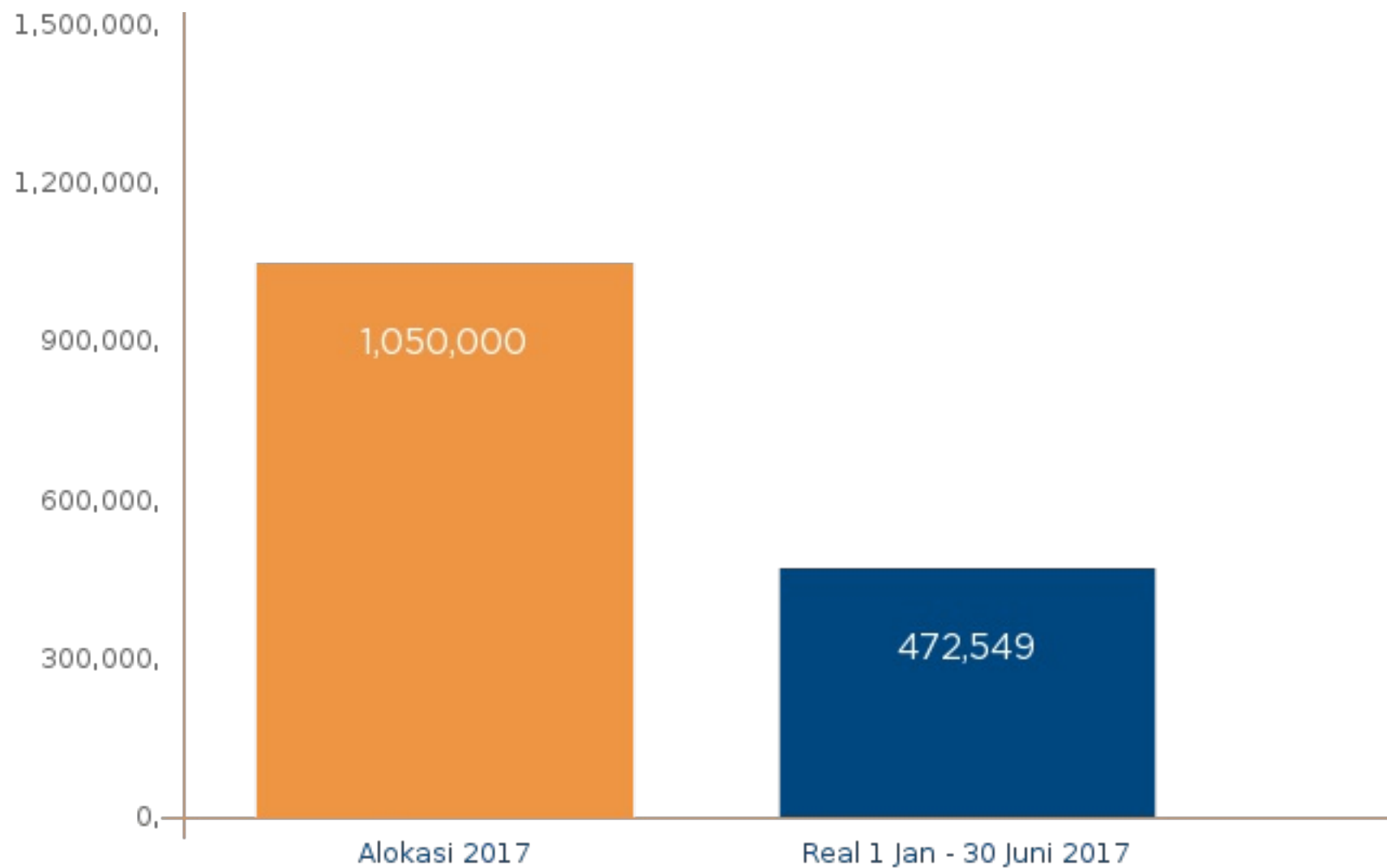
30 JUNI 2017

Persentase Penyaluran



Summary ZA Nasional

Alokasi 2017	Real 1 Jan - 30 Juni 2017	Balance
1,050,000	472,549	577,451



Penyaluran pupuk Organik bersubsidi

Satuan Ton

30 JUNI 2017

Persentase Penyaluran



Summary Organik Nasional

Alokasi 2017	Real 1 Jan - 30 Juni 2017	Balance
1,000,000	296,308	703,692

